


VICKERS

Service Parts Information

**Vane
Type
Single
Pumps**

Intermediate Size
V, VK, VS & VSK-124, -134, -144 Series
Basic, -10 & -20 Designs



Vickers, Incorporated

1401 Crooks Road
Troy, Michigan 48084

Revised 10-1-85

I-3102-S

SEE SERVICE MANUAL
I-3100-S FOR
MAINTENANCE INFORMATION.

- 20 DESIGN

MODEL	124	25	125
	134	35	135
	144	45	145
SCREW (6 REQ'D)	1070	—	1273
LOCKWASHER (6 REQ'D)	—	—	9X-6459
FLANGE	—	—	2302
GASKET	—	—	6797
FOOT	135190	—	—

MODEL SERIES	BODY
V & VK	190141
VS & VSK	189868

12550 SCREW (10 REQ'D)
TORQUE TO 150 lbf. in.

1703 BEARING

△2052 PACKING

3X-36212 SCREW (4 REQ'D)

NAMEPLATE

△190142 SEAL
(ASSEMBLE SEAL WITH
SPRING TOWARD
INSIDE OF PUMP.)

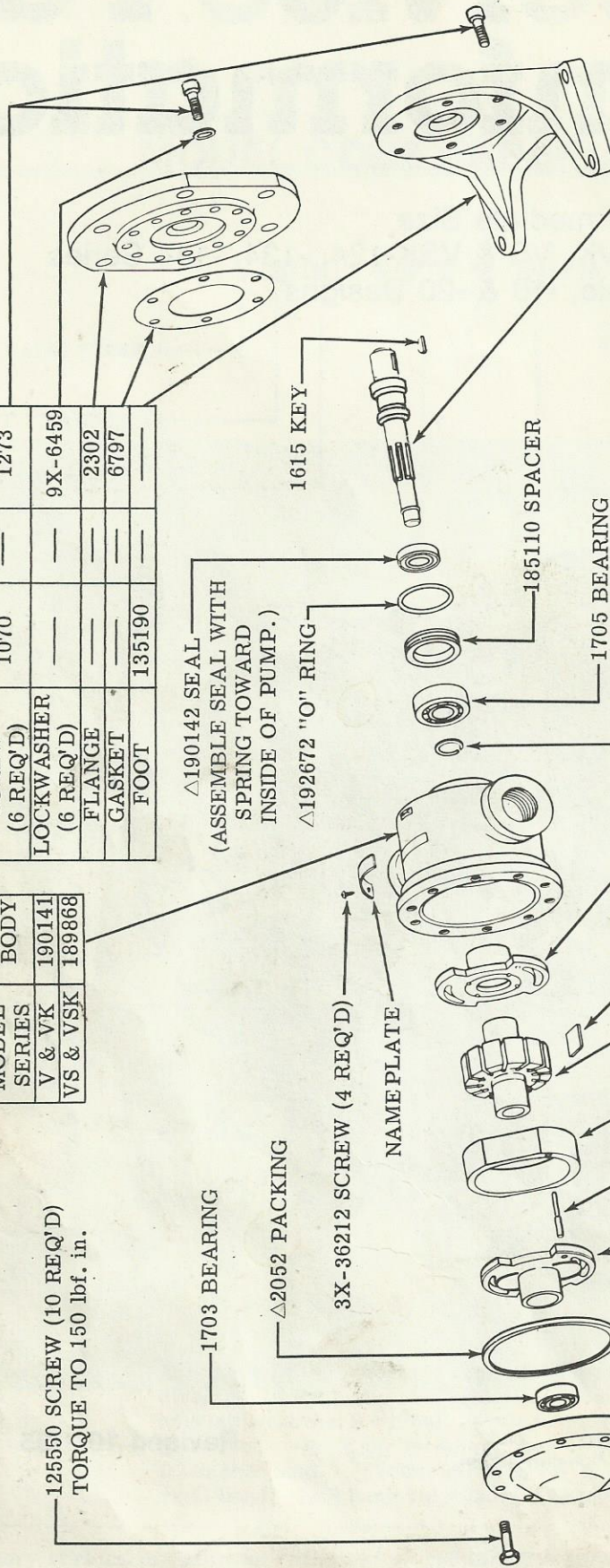
△192672 "O" RING

1615 KEY

185110 SPACER

1705 BEARING

120128 SNAP RING



MODEL	SHAFT
V & VS	185085
VK & VSK	574138

F3 EQUIVALENT
919299 SEAL KIT

△ INCLUDED IN
919006 GASKET
KIT.

MODELS V, VK, VS & VSK	HEAD	BUSHING R.H. or L.H.	PIN RING	ROTOR	VANE KIT (12 VANES)	BUSHING R.H. or L.H.	CARTRIDGE KIT	G. P. M. 1200 RPM
25 - 124 - 125	18495	222046	24188	2042	222045	222045	912077	15.4
35 - 134 - 135		222045	2044			222046	912078	19.5
35U - 134U - 135U	6008	222046	15482	2065	912023	222045	912079	23.0
35X - 134X - 135X		222046	2347			912080	29.9	
45 - 144 - 145		3246	3246	912024	912081			37.9

THESE PARTS ARE INCLUDED IN CARTRIDGE KITS

BASIC & - 10 DESIGNS

SEE SERVICE MANUAL I-3100-S FOR MAINTENANCE INFORMATION.

USED ON
 V-124
 V-134
 V-144
 BASIC DESIGN ONLY
 2047 COVER
 1228 SCREW (3 REQ'D)

MODEL	124, 134 144 (-10 DESIGN ONLY)	125-H 135-H 145-H	125 135 145	25 35 45
SCREW (6 REQ'D)	1070	1273	1273	—
LOCKWASHER (6 REQ'D)	—	9X-6459	9X-6459	—
FLANGE	—	27979	2302	—
GASKET	—	6797	6797	—
FOOT	135190	—	—	—

MODEL	BODY
V- { 124 134 144 }	2040
ALL OTHER MODELS	2055

* MUST BE USED WITH 125550 SCREW (10 REQ'D) TORQUE TO 150 lbf. in.
 FOR BASIC DESIGN MODELS, WITH COUNTERSUNK BOLT HOLES IN HEAD, USE 1072 SCREW.

3X-36212 SCREW (2 REQ'D)

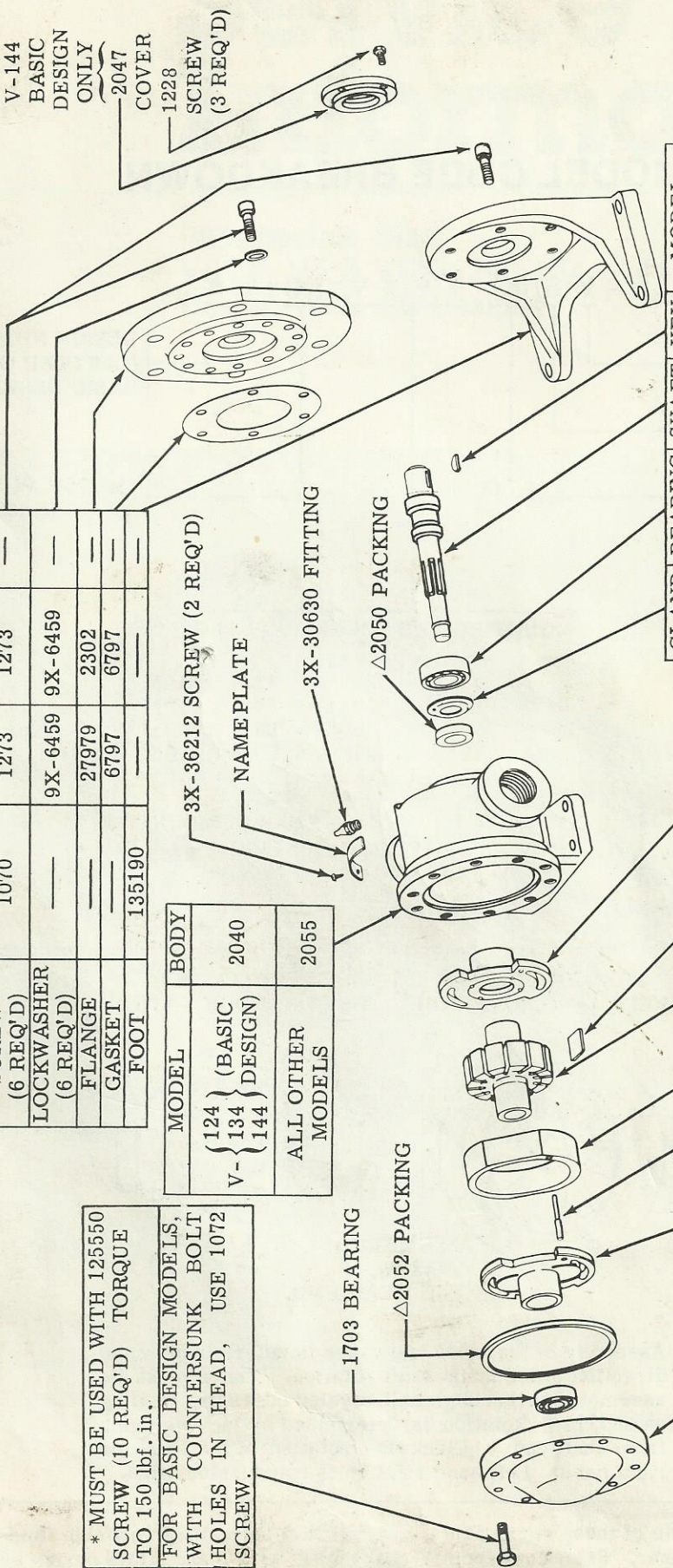
NAMEPLATE

3X-30630 FITTING

1703 BEARING

Δ2052 PACKING

Δ2050 PACKING

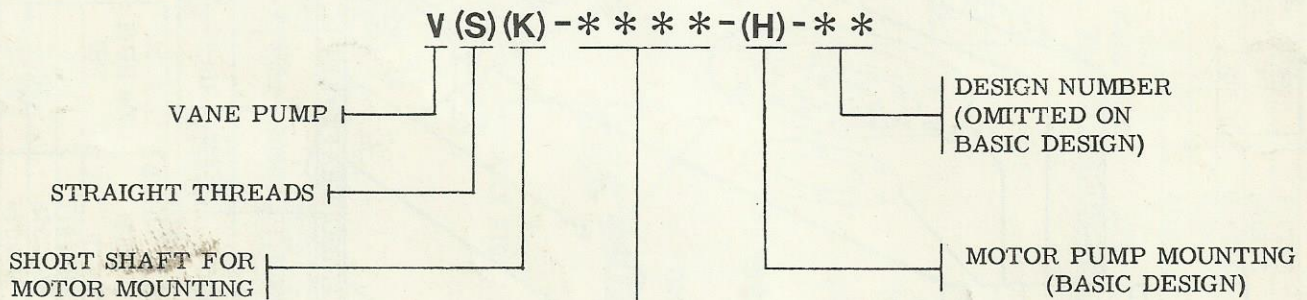


GLAND	BEARING	SHAFT	KEY	MODEL
8637	8281	29609	1628	V- { 125 135 145 }-H
2048	1705	2058 116119	1615	V SERIES VK SERIES

MODELS V, VK	*HEAD	BUSHING		PIN	RING	ROTOR	VANE KIT (12 VANES)	BUSHING		CARTRIDGE KIT	G. P. M. 1200 RPM
		R. H.	L. H.					R. H. or L. H.	PSI		
25 - 124 - 125	18495	222046	222045	2051	24188	2042	912023	222045	222046	912077	0
35 - 134 - 135		222046	222045	2044	2044			912078	15.4		
35U - 134U - 135U		222046	222045	15482	15482			912079	19.5		
35X - 134X - 135X	6008	222046	222045	2347	2347	2065	912024	912080	912081	23.0	29.9
45 - 144 - 145				3246	3246	2065	912024				37.9

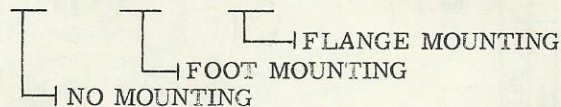
△ INCLUDED IN 912035 GASKET KIT.

MODEL CODE BREAKDOWN



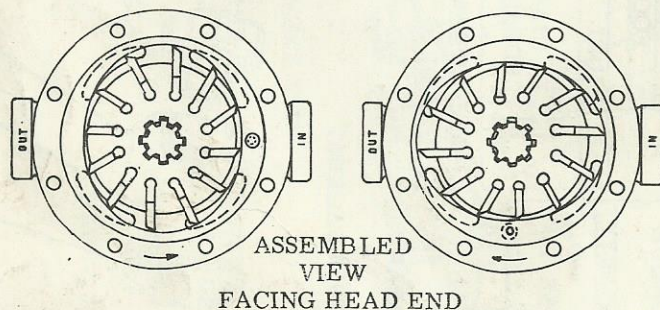
MOUNTING AND USGPM CAPACITY

25	-	124	-	125	-	15.4 USGPM
35	-	134	-	135	-	19.5 USGPM
35U	-	134U	-	135U	-	23.0 USGPM
35X	-	134X	-	135X	-	29.9 USGPM
45	-	144	-	145	-	37.9 USGPM



ASSEMBLED FOR
RIGHT HAND ROTATION

ASSEMBLED FOR
LEFT HAND ROTATION



Assembly of the rotor and vanes is determined by the direction of the pump shaft rotation. Vanes must be assembled so that the small beveled edges are trailing as shown. Rotation is determined by viewing pump from shaft end. Clockwise rotation of the shaft for right hand. Left hand rotation is counterclockwise.

For satisfactory service life of these components, use full flow filtration to provide fluid which meets ISO cleanliness code 18/15 or cleaner. Selections from Vickers OFF, OFR, and OFRS series are recommended.