




Service Parts Information

Single
Transmission
Pump With
Double
Vane Pump

TA19V2010* -20/-21 Design



Vickers, Incorporated

1401 Crooks Road
Troy, Michigan 48084

Revised 12-1-87

M-2833-S

"P" COVER	FLOW RATE	"F" COVER
388262	1	
386946	2	372851
386936	3	372852
386937	4	372853
407518	5	372854
386939	6	372855
410309	7	372856
	8	388838

RING CAPACITY (USGPM)	SCREW (4 REQ'D) TORQUE TO 40 ± 5 lb. ft.			COVER END VANE PUMP I				
	"P" COVER	"F" COVER	STD. COVER	"O" RING	ROTOR	VANEKIT (12 VANES)	RING	CARTRIDGE KIT
4								
5	1278A	295344	108561		351247	923500	317677	923500
6				199822			317678	923500
7	107889	432511	1278		357286	923501	355641	923501
							331813	

320353 PLUG
(TORQUE TO
70-80 lb. ft.)

0154129
"O" RING

389460 SPRING

386524 PISTON

"P" COVER SCREW
(4 REQ'D)
TORQUE TO
40 ± 5 lb. ft.
(SEE TABLE)

2706 SEAT
82800 POPPET

PRIORITY VALVE COVER

0154129 "O" RING

307354 PLUG
(TORQUE TO 70-80 lb. ft.)

373118 SHIM

373117 SHIM

7075 PLUG

186580 PLUG
(2 REQ'D)
(TORQUE TO
70-80 lb. ft.)

239766
SPRING

"F" COVER
(SEE TABLE)

RELIEF VALVE CODE	SPRING	CONTROL VALVE SUB-ASSEMBLY	PRESSURE SETTING
A	252886	229613	250 PSI
B	2280	233018	500 PSI
C		232794	750 PSI
D		232795	1000 PSI
E	2282	232796	1250 PSI
F		232797	1500 PSI
G		232798	1750 PSI
H	2281	232799	2000 PSI
J		233019	2250 PSI
K		233020	2500 PSI

"F" COVER SCREW
(4 REQ'D)
(TORQUE TO 40 ± 5 lb. ft.)
(SEE TABLE)

FLOW CONTROL COVER

155023
SNAP RING

0154129
"O" RING
(2 REQ'D)

*427172 SCREW
(4 REQ'D)
TORQUE TO
170-190 lb. in.

427171 SCREW (6 REQ'D)
TORQUE TO 23-26 lb. ft.

417381
BEARING S/A

422309
HOUSING

▲423617
GASKET

419627
BEARING S/A

416636 YOKE
(SHOWN IN R.H.
POSITION)

423420 SHAFT
(#2)

■402650
SHOE PLATE

■923939 PISTON SHOE S/A KIT
(INCLUDES 9 PISTON & SHOE S/A)

■4025
SPHER
WASH

416638
PINTLE
COVER

▲174140
"O" RING

● SHIM KIT
(SEE OTHER
PINTLE)

410053
PINTLE
BEARING
SPACER

85560
RETAINING
RING

▲471965
SHAFT SEAL

417381
BEARING S/A

410053
PINTLE
BEARING
SPACER

▲174140
"O" RING

●923938
SHIM KIT

416637
COVER

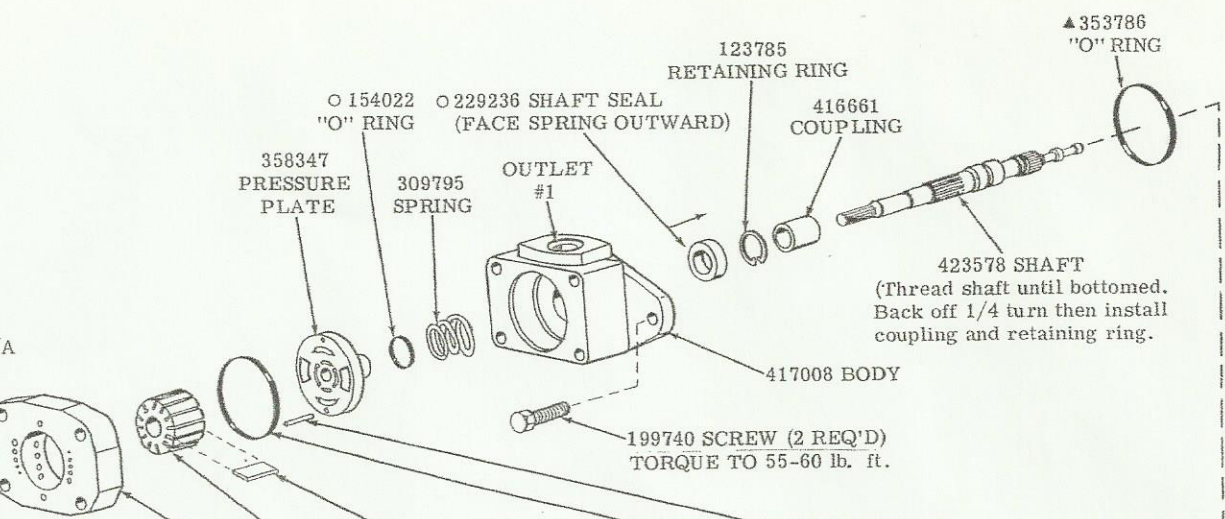
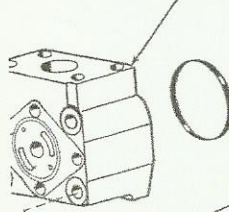
*427172 SCREW (4 REQ'D)
TORQUE TO 170-190 lb. in.

INCLUDED IN
▲ SEAL KIT PISTON & SHOE S/A
● SHIM KIT
■ ROTATING GEAR PISTON/SHOE S/A KIT (INCLUDES 9 PISTON & SHOE S/A)
○ SEAL KIT VANE PUMP

*EARLY DESIGN USES SCREW AND WASHER ARRANGEMENT. TORQUE SCREW AND WASHER TO 115-125 lbf. in.

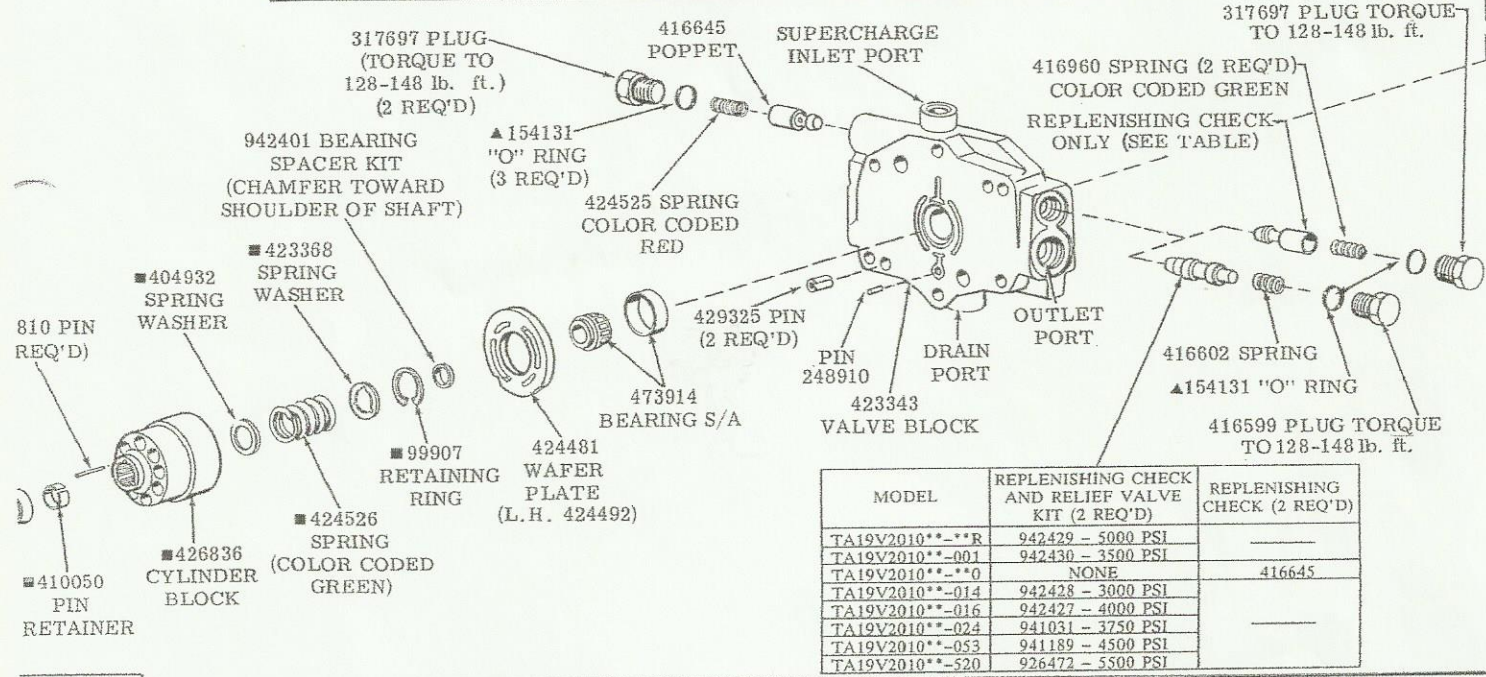
O"O" RING	PIN (2 REQ'D)
199823	2456
	351963

357292
INLET BODY S/A
AND BUSHING



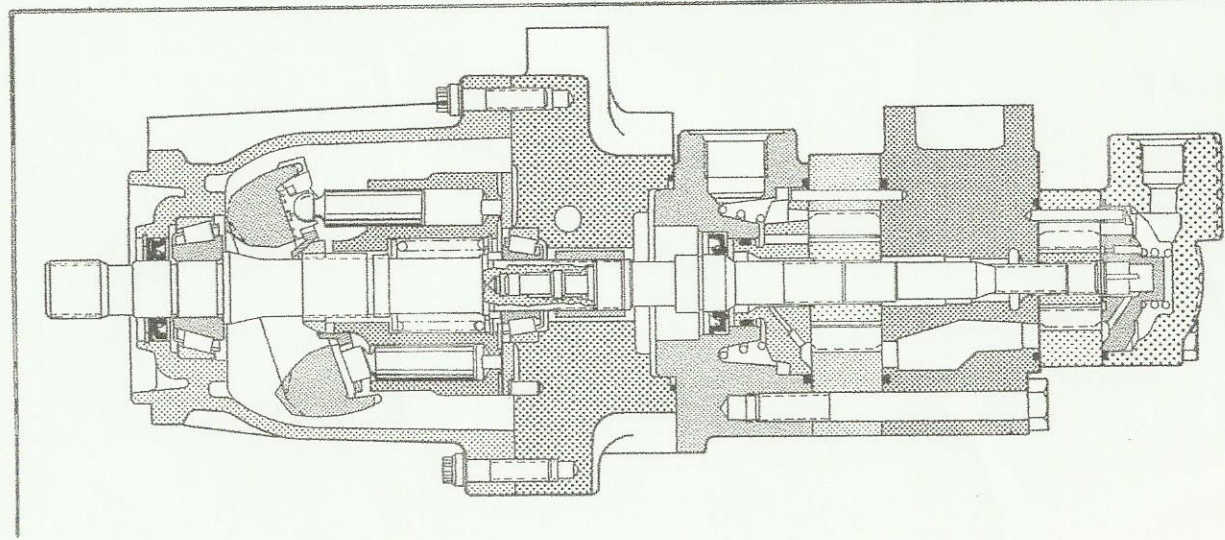
SCREW (4 REQ'D) TORQUE TO 80±5 lb. ft.	RING	ROTOR	VANE KIT (12 VANES)	CARTRIDGE KIT	O"O" RING (2 REQ'D)	PIN (2 REQ'D)	RING CAPACITY (USGPM)
SERVICED IN CARTRIDGE KIT							
96168	328152	358335	923493	923494	154090	16662	7
	331791			923495			8
	331789			923462			9
9430	328156	358336	923478	923475	179341	7688	11
	331806			923476			12
	331807			923477			13

SHAFT END VANE PUMP PARTS



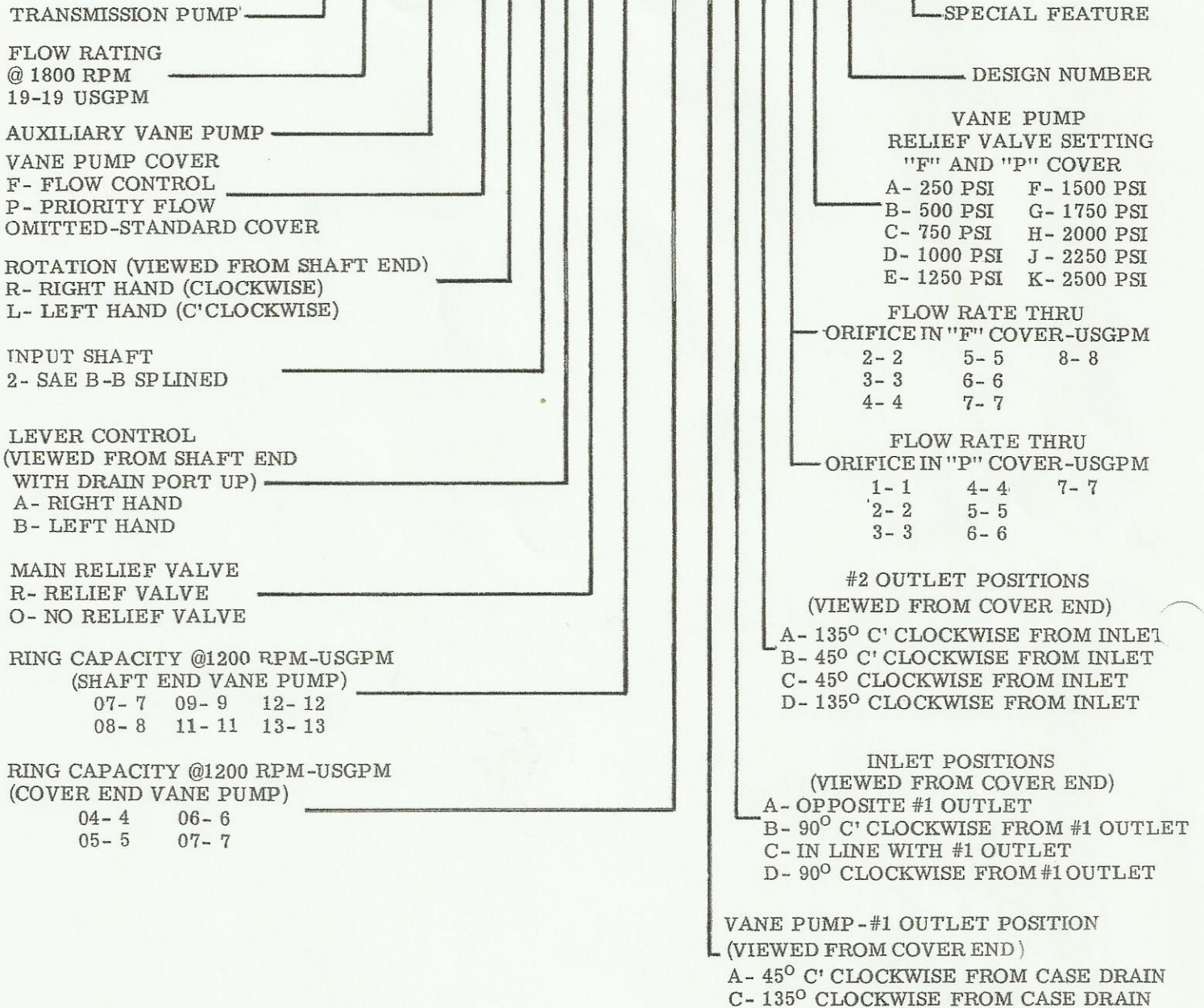
MODEL	REPLENISHING CHECK AND RELIEF VALVE KIT (2 REQ'D)	REPLENISHING CHECK (2 REQ'D)
TA19V2010**R	942429 - 5000 PSI	—
TA19V2010**001	942430 - 3500 PSI	—
TA19V2010**0	NONE	416645
TA19V2010**014	942428 - 3000 PSI	—
TA19V2010**016	942427 - 4000 PSI	—
TA19V2010**024	941031 - 3750 PSI	—
TA19V2010**053	941189 - 4500 PSI	—
TA19V2010**520	926472 - 5500 PSI	—

MP	923942
IT	942401
	923938
IT	923936
IT	
V	923939
IP	923577



MODEL CODE BREAKDOWN

TA 19 V 20 10 FL - 1 A R 11 - 05 C B D 6 H 2 * * * *



For satisfactory service life of these components, use full flow filtration to provide fluid which meets ISO cleanliness code 19/15 or cleaner. Selections from Vickers OFP, OFR, and OFRS series are recommended.