


# MOBILE SERVICE PARTS CATALOG



**M-MFB5 AND M-MFB6  
-20 DESIGN FIXED IN-LINE  
PISTON MOTORS**

**SPEERY**  **VICKERS**

File in Section 4

M-2761-S  
Revised 4-1-69

# MODEL CODE

M — MOBILE

M — MOTOR

F — FIXED DISPLACEMENT

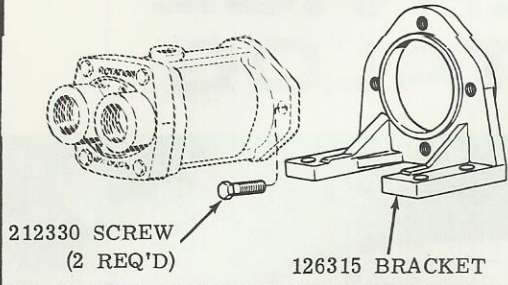
B — IN-LINE PISTON TYPE

\* — G. P. M. - RATING AT 1800' R. P. M. 5=5 G. P. M. ETC.

\* — ROTATION U= EITHER DIRECTION

## FOOT MOUNTING BRACKET

MODEL M-MFB\*-F\*-20



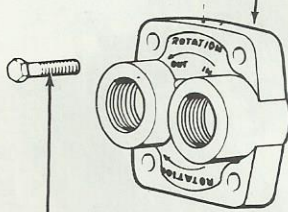
167237 PIN (2 REQ'D)

938551 VALVE PLATE S/A (INCLUDES 39465 BEARING)

227401 SCREW (2 REQ'D)

164432 PLATE

▲ 279614 GASKET



39465 BEARING

1253 SCREW (4 REQ'D)  
TORQUE TO 12 1/2 - 15 FT. LBS.

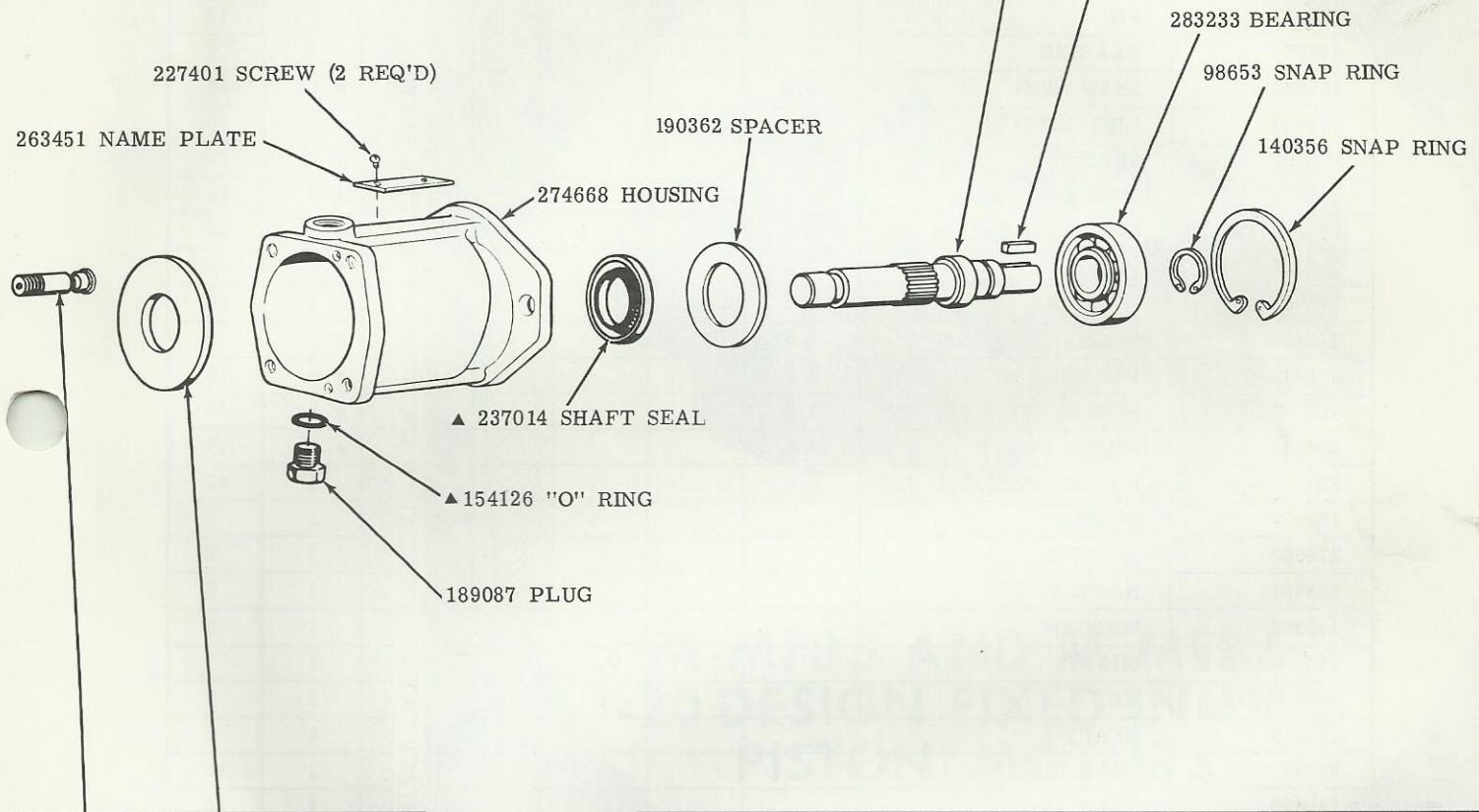
MODEL DESIGNATION	SNAP RING	LIFT LIMITER	SPRING	THRUST WASHER	CYLINDER BLOCK	PIN (3 REQ'D)	WASHER	SPHERICAL WASHER	SHO PLAT
	THESE PARTS ARE SERVICED IN ROTATING GROUP								
M-MFB5-**-20	165385	273409	272015	275474	316000	248203	274956	275485	2742
M-MFB6-**-20					290059				

INCLUDE COMPLETE MODEL NUMBER ON ALL PARTS ORDERS

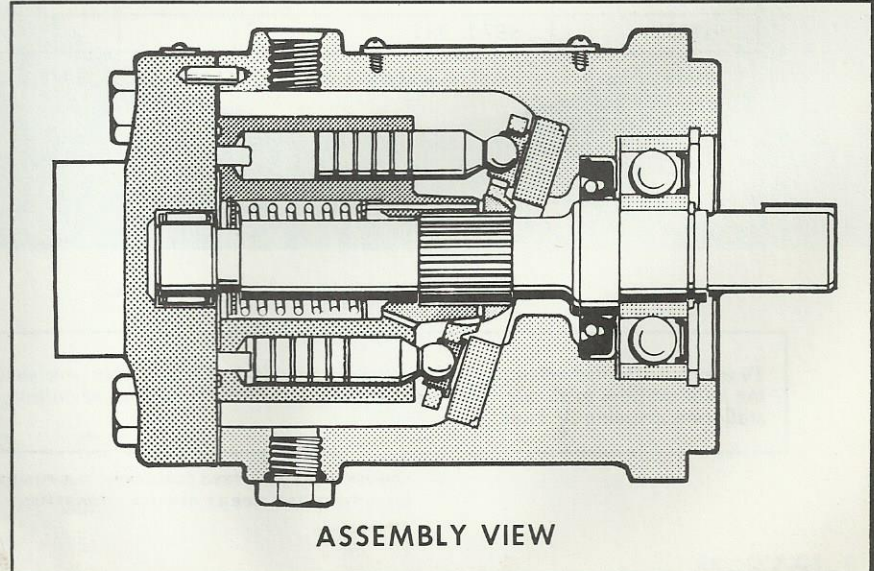
\*                    20                    \*

SHAFT TYPE      DESIGN      SPECIAL FEATURES

MODEL DESIGNATION	SHAFT	KEY
M-MFB*-*-20	274669	157671
M-MFB*-*G-20	295237	—
M-MFB*-*Y-20	266161	142843



PISTON KIT (9 PISTONS)	SWASH PLATE	ROTATING GROUP KIT
941793	344049	938265
941886		922994



▲ = SERVICED IN SEAL KIT 919239

# SPARE PARTS STOCK RECOMMENDATIONS (FOR EACH 100 UNITS IN OPERATION)

PART NUMBER	NAME	M-MFB	*	-	*	*	-	20	-	*	SPECIAL FEATURES	QUANTITY PER UNIT	QUANTITY RECOMMENDED FOR STOCK
		G. P. M. RATING	ROTATION	SHAFT TYPE	DESIGN	CONTACT VICKERS APPLICATION ENGINEER FOR SPECIAL FEATURE INFORMATION							
1253	SCREW											4	10
164432	PLATE											1	2
227401	SCREW											4	2
938551	VALVE PLATE S. A.			U								1	15
167237	PIN											2	10
39465	BEARING											1	7
165385	SNAP RING	5, 6										• 1	15
273409	LIFT LIMITER	5, 6										• 1	15
272015	SPRING	5, 6										• 1	10
275474	WASHER	5, 6										• 1	15
SEE PAGE 1	CYLINDER BLOCK	5, 6										• 1	15
248203	PIN	5, 6										• 3	10
274956	WASHER	5, 6										• 1	10
275485	WASHER	5, 6										• 1	10
274249	PLATE	5, 6										• 1	15
SEE PAGE 2	PISTON KIT (9 PISTONS)	5, 6										• 1	15
344049	SWASH PLATE	5, 6										• 1	15
SEE PAGE 2	ROTATING GROUP KIT	5, 6										1	15
189087	PLUG											1	2
274668	HOUSING											1	2
263451	NAME PLATE											1	2
190362	WASHER											1	5
SEE PAGE 2	SHAFT					G, Y						1	7
SEE PAGE 2	KEY					Y						1	7
283233	BEARING											1	7
98653	SNAP RING											1	10
140356	SNAP RING											1	10
919239	SEAL KIT											1	25

• MAY BE PURCHASED IN ROTATING GROUP KIT

*To insure sustained efficiency and maximum trouble-free life of this precision equipment, initial and continuous filtration of the fluid medium to 25 microns or less is essential. For information pertaining to Vickers economical 10 micron filters, see installation drawing M 229847.*

COMMENTS OR SUGGESTIONS CONCERNING THIS PUBLICATION MAY BE DIRECTED TO THE MOBILE SERVICE DEPARTMENT OF VICKERS