

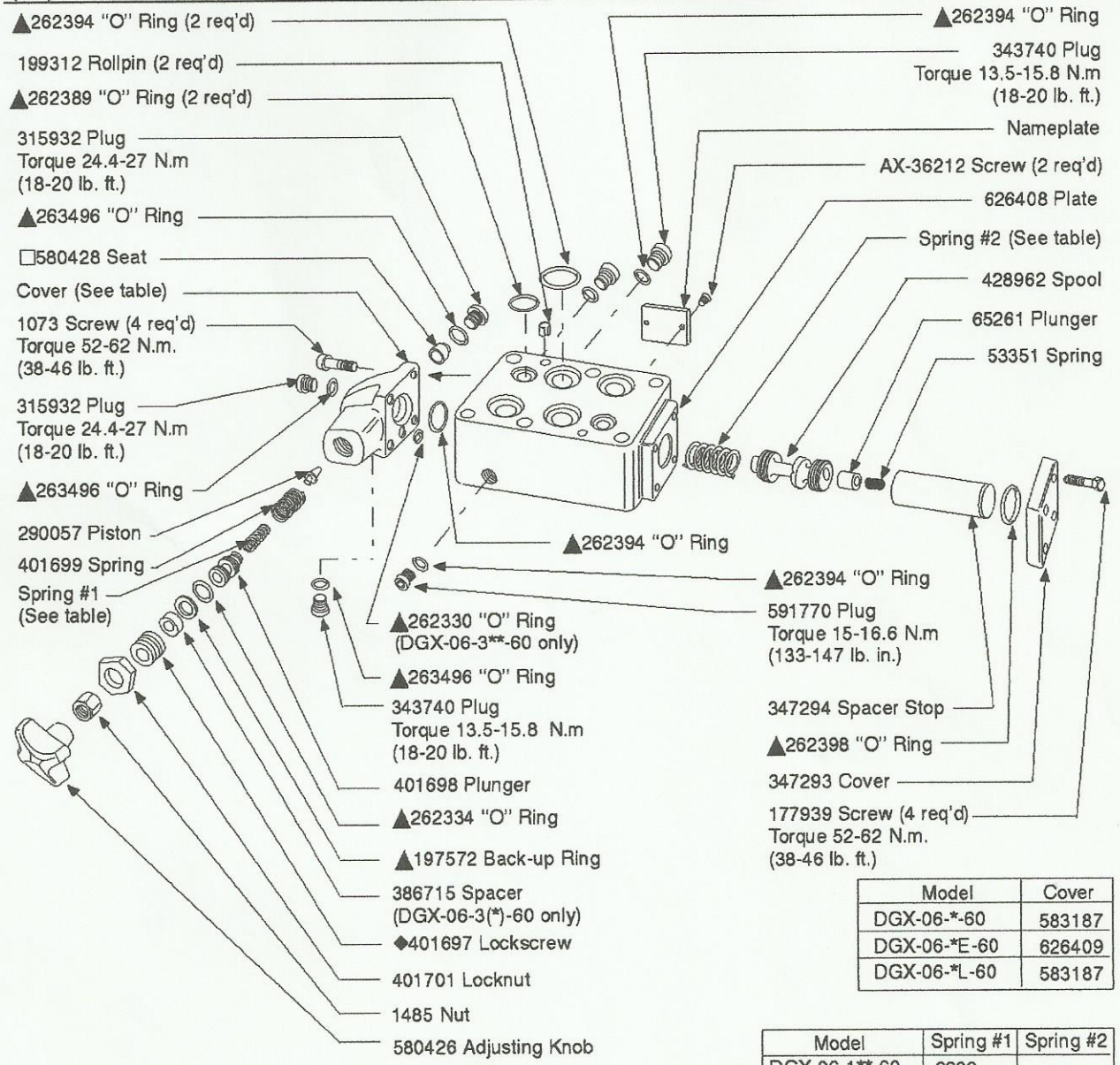


Service Data




Modular Pressure Reducing Valves

(F3) DGX-06-(*)-60**



Model	Cover
DGX-06-*-60	583187
DGX-06-*E-60	626409
DGX-06-*L-60	583187

Model	Spring #1	Spring #2
DGX-06-1**-60	2280	—
DGX-06-2**-60	583937	
DGX-06-3**-60	401700	
DGX-06-*B*-60	—	322653
DGX-06-*F*-60	—	348614

CAUTION

 This valve cannot be used with pressure centered valves.

◆ Assemble 401697 Lockscrew with stepped O.D. end toward 386715 Spacer or Plunger.

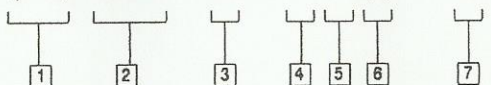
▲ Service all units with F3 Seal Kit 920126

Note
 Assemble seat in cover with crosshole pointing in direction of arrow. Coin piston to new seat.

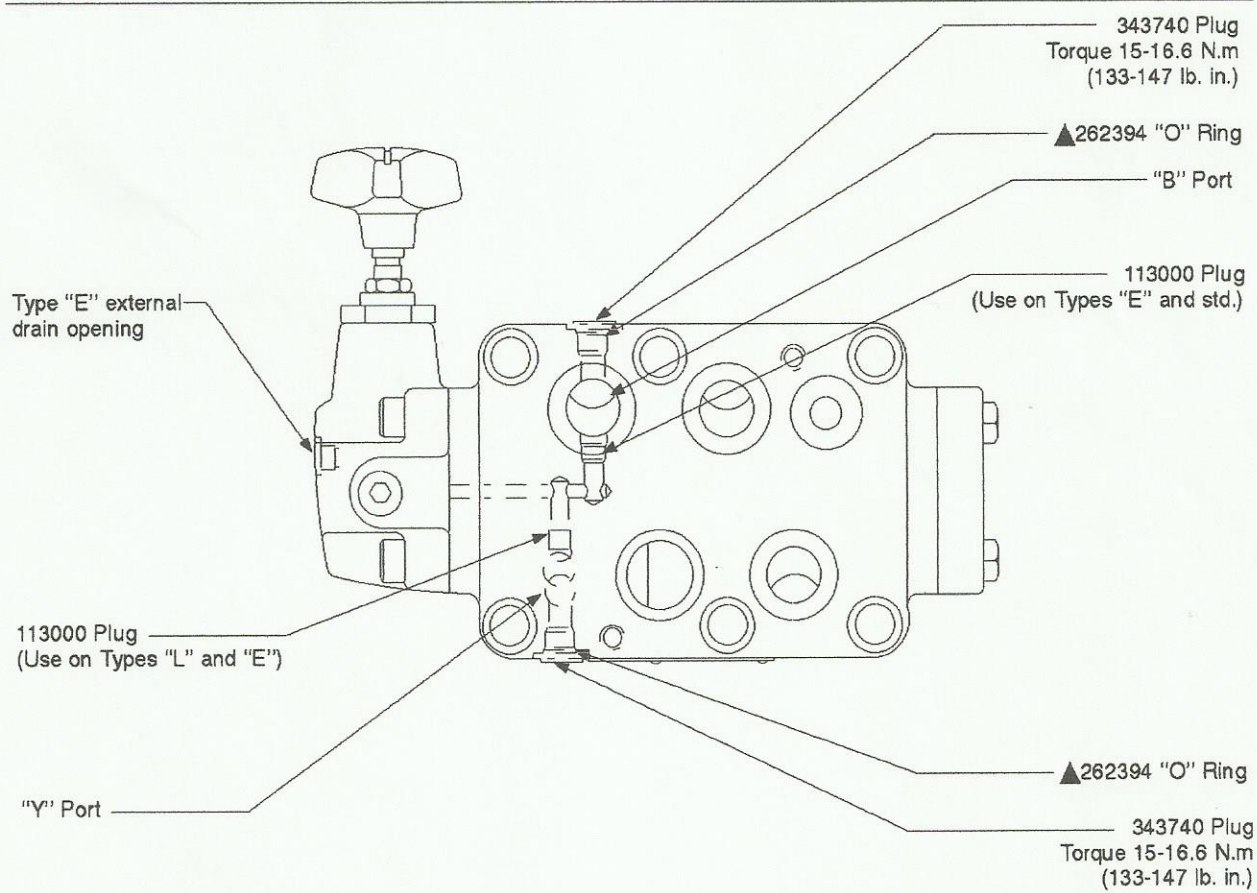


Model Code

(F3) DGX - 06 - * * (*) - 60



1 Seal Material F3 - Seals for mineral oil and fire resistant fluids	4 Maximum Adjustable Pressure 1 - 1000 PSI 2 - 2000 PSI 3 - 2850 PSI	6 Flow Omitted - Standard external drain to "Y" port E - External drain thru cover L - Internal drain to "B" port
2 Model Series Directional control, subplate or manifold mounted, pressure reducing module	5 USpgm Maximum Flow Capacity B - 06-15 80 PSI min. adj. pressure F - 06-30 200 PSI min. adj. pressure	7 Design
3 Port Size 06 - 3/4 inch		



For satisfactory service life of these components, use full flow filtration to provide fluid which meets ISO cleanliness code 18/15 or cleaner. Selections from Vickers OFP, OFR and OFRS filter series are recommended.

Printed in U.S.A.