

Vickers®
Vane Pumps



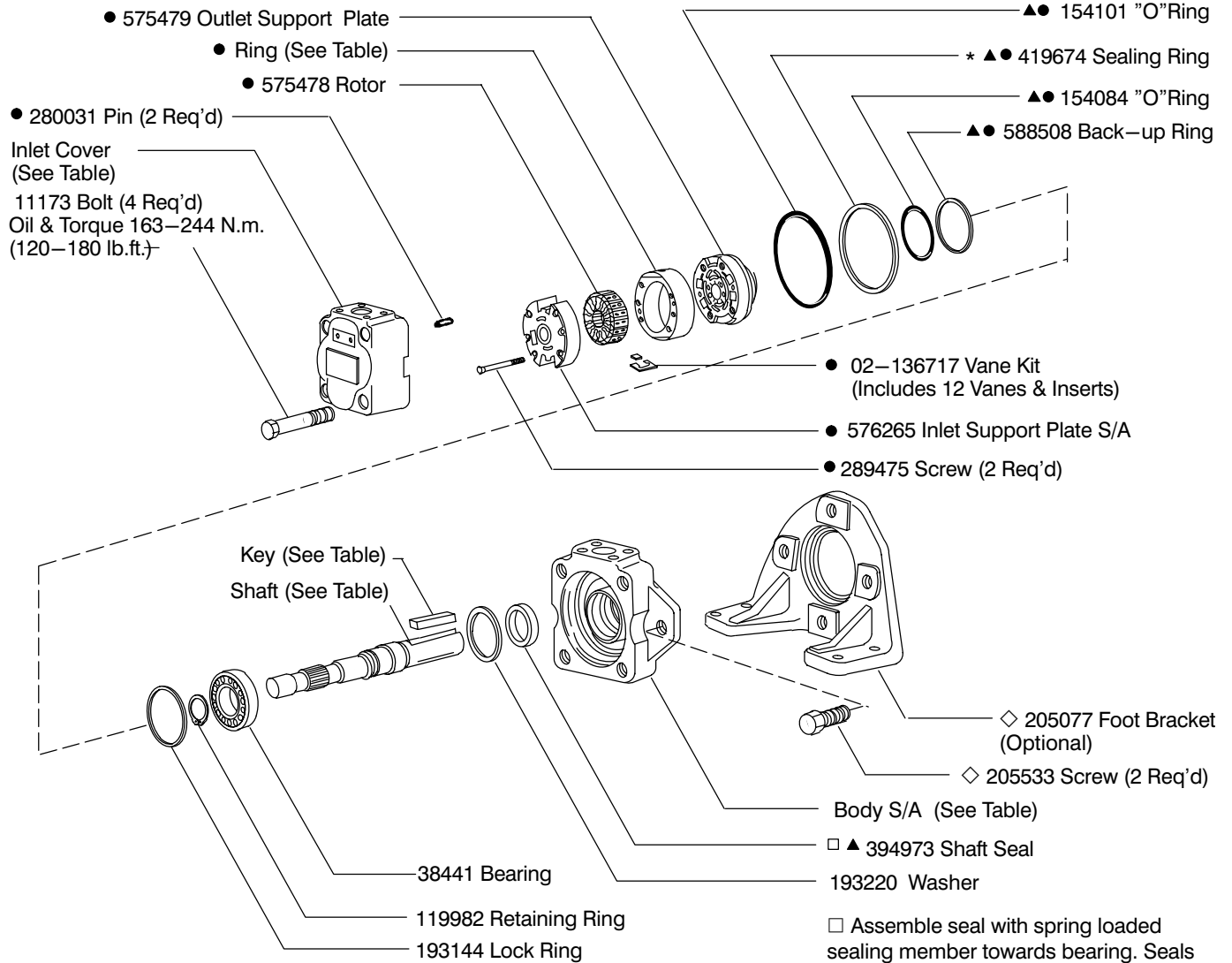
Vane Type Single Pump

35V(M)--A(M)(F)-**-22-***

Service Data

Vane Type Single Pump

35V(M)–**A(M)(F)–**–22–*



MODEL	INLET COVER	BODY S/A
35V**A	234248	942355
35VM**AM	478503	02-136922
35VM**A	234248	02-136921

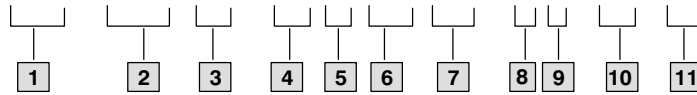
SHAFT	TYPE	KEY
233624	(1) keyed	88678
242287	(11) splined	–
392669	(86) keyed	393536
860077	(192N) keyed	472287

MODEL	RING	● CART KIT	F3 CART KIT
35V25	576210	02–102552	02–102560
35V30	576212	02–102553	02–102561
35V35	576214	02–102554	02–102562
35V38	575476	02–102555	02–102563

- Included in cartridge kit
- ▲ Included in seal kit 922851
F3 equivalent seal kit 919262
- ◇ Included in foot bracket kit FB–C–10
- * Install 419674 sealing ring into body, then install cartridge kit.

Model Code

(F3) - 35V (M) - ** A (M) (F) - * * - 22 - *



1 Special seals

2 Series designation

35V – 81 to 121 cm³/r
(4.94 to 7.37 in³/r)

3 Pilot designation

M – Metric per ISO 3019/2 100A2HW
Omit – Standard pilot

4 Geometric displacement

(Rated capacity (USgpm) at 1200 rpm, 6.9 bar (100 psi))

Code	cm ³ /r	in ³ /r
25	81	4.94
30	97	5.91
35	112	6.83
38	121	7.37

5 Port connections

A – SAE 4 bolt flange

6 Port connection modifier

M – Metric port connection (4 bolt flange)
Omit – Inch thread port connection (4 bolt flange)

7 Mounting

F – Foot mounting
Omit – Flange mounting

8 Shaft

1 – Straight keyed
11 – Splined
86 – Heavy duty straight keyed
192N – Straight keyed (M pilot only)

9 Outlet positions

(Viewed from cover end of pump)

A – Opposite inlet port
B – 90° CCW from inlet
C – Inline with inlet
D – 90° CW from inlet

10 Design

11 Rotation

(Viewed from shaft end of pump)
L – Left hand for counterclockwise
R – Right hand for clockwise

NOTE

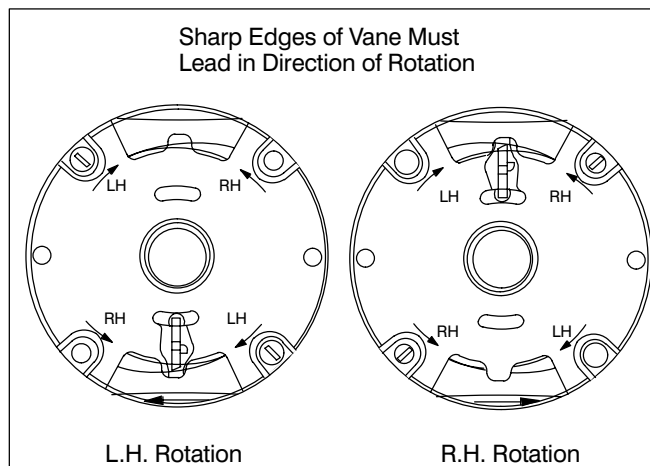
To reverse cartridge kit rotation, remove the two screws and reverse the location of the inlet support plate and outlet support plate. Re-install the two screws hand tight. Use pump cover to align all sections of the cartridge. Carefully remove the cover and tighten the screws.

NOTE

For satisfactory service life of these components in industrial applications, use full flow filtration to provide fluid which meets ISO cleanliness code 16/13 or cleaner. OFP, OFR, and OFRS series filters are recommended.

NOTE

When ordering spare cartridge parts, it is recommended they be obtained in cartridge kits. Kits are assembled and tested by Vickers for either right or left hand rotation. If left hand rotation is required, it should be specified on parts order by adding suffix "0 L" to cartridge kit number.



Eaton Hydraulics

15151 Highway 5
Eden Prairie, MN 55344
Telephone: 612 937-7254
Fax: 612 937-7130
www.eatonhydraulics.com

46 New Lane, Havant
Hampshire PO9 2NB
England
Telephone: (44) 170-548-6451
Fax: (44) 170-548-7110

